

Posaune



The image displays a musical scale for the trumpet. It includes a treble clef staff with notes from B4 to C5, a bass clef staff with notes from B3 to C4, and a piano keyboard diagram below. Fingerings are indicated by Roman numerals I-VIII, and scale numbers 1-7 are shown above the notes. The notes B, C, D, E, F, G, A, H, C are repeated across the keyboard.

Fingerings:

- B: 1
- C: 1
- D: 2
- E: 3
- F: 1
- G: 2
- A: 3
- H: 1
- C: 2
- D: 3
- E: 1
- F: 2
- G: 3
- A: 1
- H: 2
- C: 3

Scale Numbers:

- B: 1
- C: 1
- D: 2
- E: 3
- F: 1
- G: 2
- A: 3
- H: 1
- C: 2
- D: 3
- E: 1
- F: 2
- G: 3
- A: 1
- H: 2
- C: 3

Posaune

C-Dur / a-moll

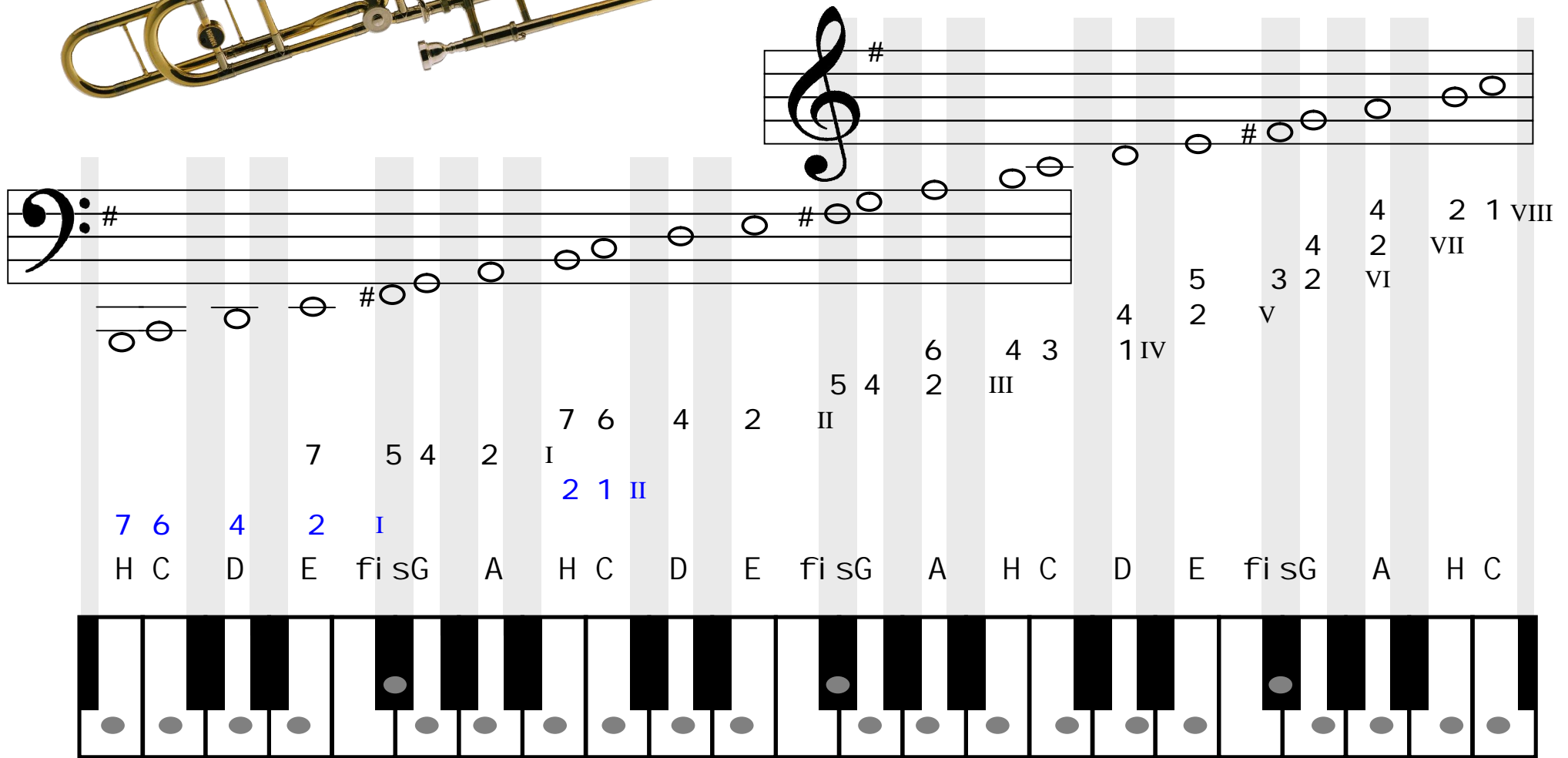


The image displays a musical scale for the trumpet in C major / A minor. It includes a treble clef staff with a treble clef, a bass clef staff with a bass clef, and a piano keyboard diagram below. The notes of the scale are H, C, D, E, F, G, A, H, C, D, E, F, G, A, H, C. Fingerings are indicated by numbers 1-5. Roman numerals I-VIII are placed below the notes. Some fingerings (7 6, 4, 2 1 I, 2 1 II) are highlighted in blue. The keyboard diagram shows black keys for F and C, and white keys for all other notes.

7 6	4	2 1 I	7 6	4	2	I	7 6	4	2	1 II	6	4	2	III	6	4	3	1 IV	5	4	2	1 V	4	2	VI	4	2	VII	2	1	VIII
H	C	D	E	F	G	A	H	C	D	E	F	G	A	H	C	D	E	F	G	A	H	C	D	E	F	G	A	H	C		

Posaune

G-Dur / e-moll



The image displays a musical score for a trumpet in G major (E minor). It includes a treble clef staff with a key signature of one sharp (F#) and a bass clef staff with a key signature of one sharp (F#). The notes are: G4, A4, B4, C5, D5, E5, F#5, G5, A5, B5, C6, D6, E6, F#6, G6, A6, B6, C7. Below the staves, fingering numbers are provided for each note. Roman numerals (I-VII) indicate the scale degrees. A keyboard diagram at the bottom shows the corresponding keys on a piano keyboard, with a grey dot on the F# key in the first octave and another on the F# key in the second octave.

7	6	4	2	I	7	6	4	2	II	5	4	6	4	3	4	5	3	4	2	4	2	2	1	VIII	
7	6	4	2	I	7	6	4	2	II	5	4	6	4	3	4	5	3	4	2	4	2	2	1	VIII	
H	C	D	E	f#	G	A	H	C	D	E	f#	G	A	H	C	D	E	f#	G	A	H	C			

Posaune

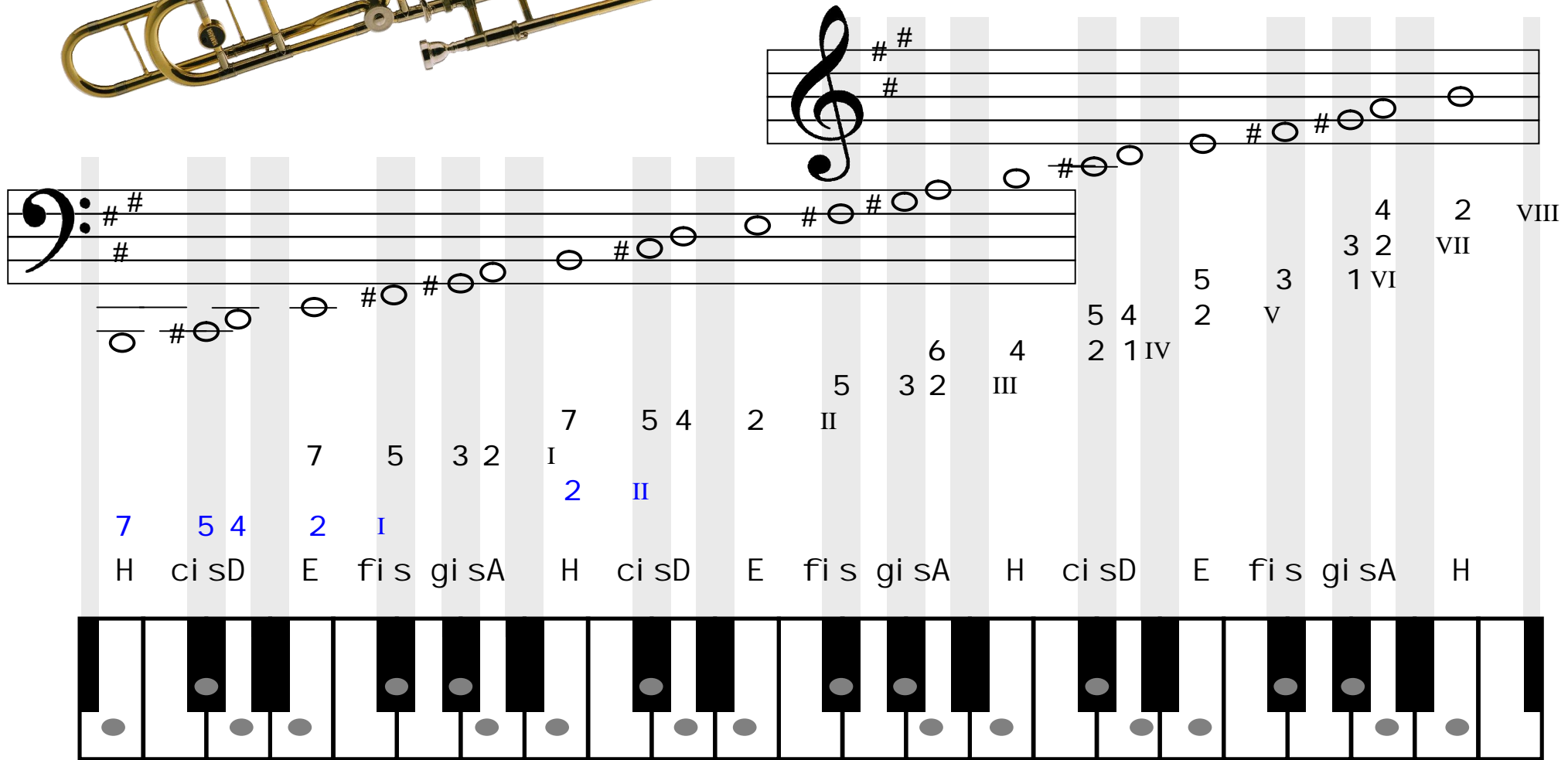
D-Dur / h-moll



The image displays a musical score for a trumpet in D major. It includes a treble clef staff and a bass clef staff, both with a key signature of one sharp (F#). The notes are represented by circles on the staves. Below the staves, fingering numbers (I-VIII) are provided for each note. A piano keyboard diagram at the bottom shows the corresponding keys for each note, with the starting note (D) highlighted in grey. The notes and their fingering are: D (7), C# (5), B (4), A (2), G# (I), F# (II), E (7), D (5), C# (4), B (2), A (I), G# (II), F# (5), E (4), D (2), C# (I), B (4), A (2), G# (I), F# (II), E (5), D (4), C# (2), B (1), A (IV), G# (5), F# (4), E (2), D (V), C# (3), B (2), A (4), G# (2), F# (VI), E (4), D (2), C# (VII), B (2), A (VIII).

Posaune

A-Dur / fis-moll



The image displays a musical score for a trumpet in A major / F# minor. It includes a treble clef staff and a bass clef staff, both with a key signature of one sharp (F#). The melody is written in a single line across both staves. Below the staves, fingering numbers (I-VIII) are provided for each note. A piano keyboard diagram at the bottom shows the corresponding keys for each note. The notes and their fingering are: H (7), ci (5), s (4), D (2), E (I), fi (II), s (3), gi (6), s (4), A (2), H (5), ci (3), s (2), D (I), E (5), fi (3), s (2), gi (6), s (4), A (2), H (5), ci (3), s (2), D (I), E (5), fi (3), s (2), gi (6), s (4), A (2), H (5).

Posaune

F-Dur / d-moll

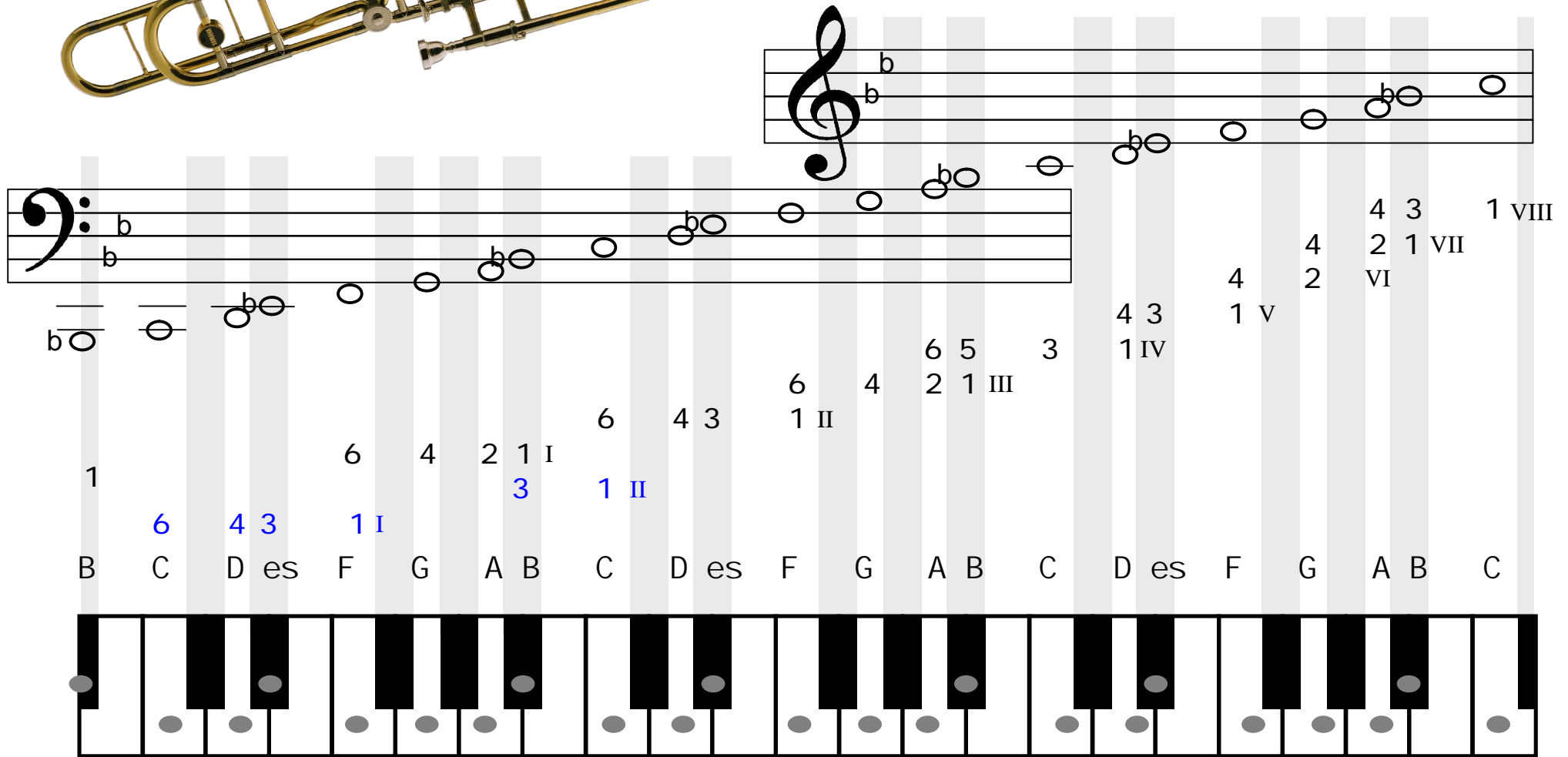
The image displays musical notation and a keyboard diagram for a trumpet in F major/d minor. At the top, a treble clef staff shows a scale starting on Bb. Below it, a bass clef staff shows the same scale. A keyboard diagram at the bottom shows the keys for F major (Bb, Eb, Ab) and d minor (F, Ab, Bb). Fingerings are indicated by numbers 1-5 and Roman numerals I-VIII. Some fingerings are highlighted in blue. The notes B, C, D, E, F, G, A, B, C are listed below the keyboard, corresponding to the notes on the staff.

1 7 6 4 2 1 I 6 4 2 1 II 6 5 3 4 2 1 V 5 4 2 4 3 1 VIII
3 1 II 2 1 III 1 IV 2 1 VI 4 2 1 VII

1 6 4 2 1 I 3 1 II 6 4 2 1 II 6 5 3 4 2 1 V 5 4 2 4 3 1 VIII
B C D E F G A B C D E F G A B C

Posaune

B-Dur / g-moll



The image displays a musical score for a trumpet in B major (B-Dur) and G minor (g-moll). It features two staves: a treble clef staff and a bass clef staff. The notes are represented by circles with stems, and some have flats (b) indicating the key signature. Below the staves, a piano keyboard diagram shows the corresponding keys for each note. Fingering numbers (I-VIII) are provided for each note, with some numbers in blue. The notes and their fingering are as follows:

Note	Fingering
B	1
C	6
D	4
es	3
F	1 I
G	4
A	2
B	1 I
C	6
D	4
es	3
F	1 II
G	4
A	6
B	5
C	3
D	4
es	3
F	1 V
G	4
A	4
B	2
C	1 VI
D	4
es	3
F	1 VII
G	4
A	4
B	2
C	1 VIII

Posaune

Es-Dur / c-moll



The image displays a musical score for a trumpet in E major (Es-Dur) or C minor (c-moll). It includes a treble clef staff with a key signature of two flats (Bb and Eb), a bass clef staff with the same key signature, and a piano keyboard diagram below. The score consists of 16 notes: B, C, D, E, F, G, A, B, C, D, E, F, G, A, B, C. Fingerings are indicated by numbers 1-5. Roman numerals (I-VIII) are placed above the notes to indicate scale degrees. The piano keyboard diagram shows the corresponding keys for each note, with black keys for sharps and white keys for naturals and flats.

Note	Fingering	Roman Numeral
B	1	I
C	6	II
D	4	III
E	3	IV
F	1	V
G	6	VI
A	4	VII
B	3	VIII
C	1	I
D	6	II
E	4	III
F	3	IV
G	1	V
A	6	VI
B	4	VII
C	3	VIII